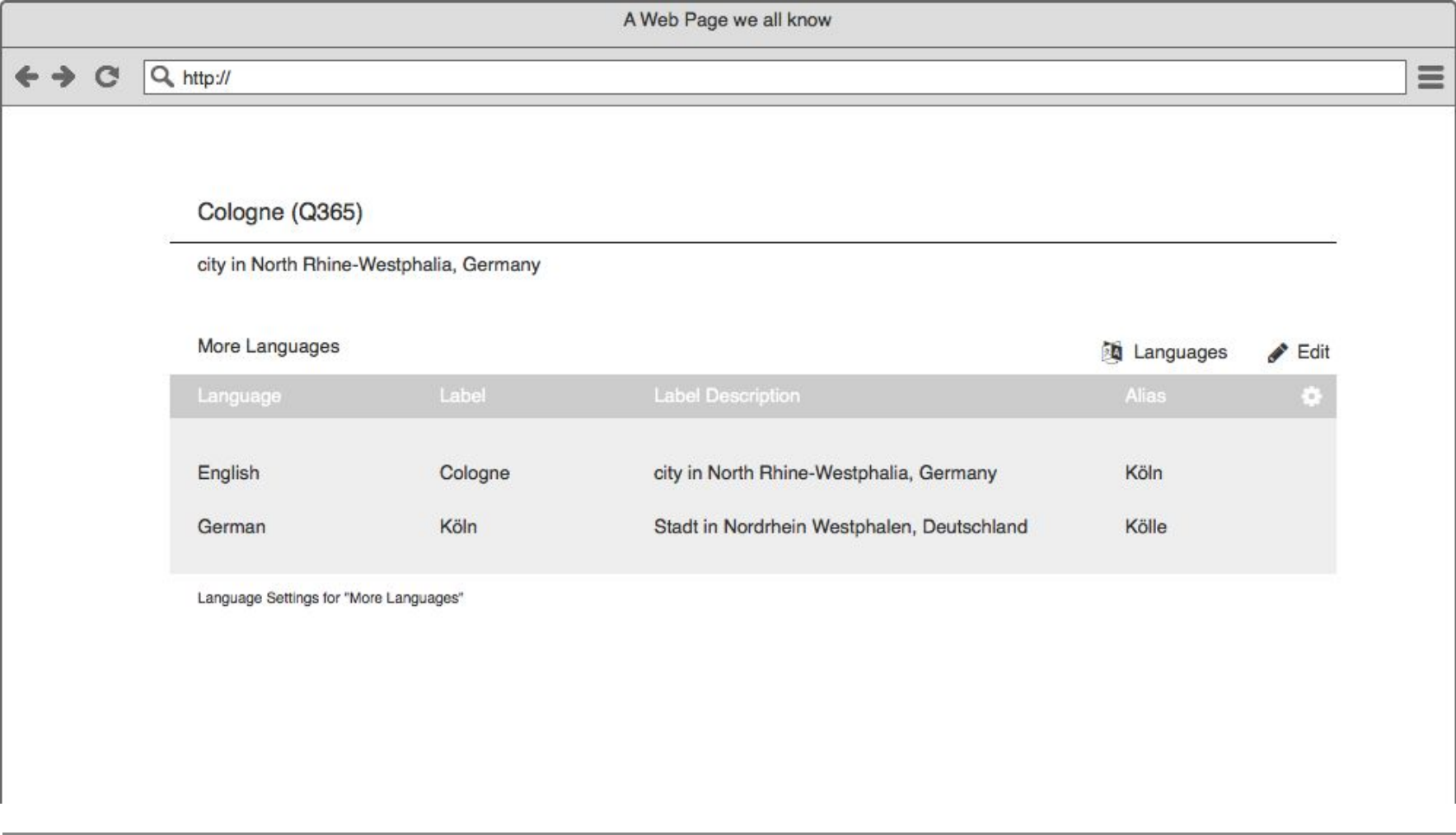


Version 1



What would you expect to see, when clicking “Languages”, the cog wheel or “Language Settings for “More Languages””?

Check the back of the page and see what would actually happen.

## Version 1

This is what would pop up on each of the three elements to click. The question is: Where is the best spot to put it so users also know it will apply for future language boxes?

Languages

Always show me these languages in "More Languages"

English

German

Other Language \_\_\_\_\_

Update Babel Box

### Status quo

Currently users get shown the languages they saved in their Babel Box (when logged in), a selection of geolocated languages (when not logged in) or **all entered languages**. But sometimes people are just interested in reading specific languages rather than entering a new language in their Babel Box to have them shown up for following items.

Look at version 2 to find another approach.


Thanks a lot for taking your time!

## Version 2




A Web Page

← → ↻ 🔍 http://

### Cologne (Q365)

city in North Rhine-Westphalia, Germany  Edit

#### More Languages

Language	Label	Label Description	Alias	Pin
English	Cologne	city in North Rhine-Westphalia, Germany	Köln	
German	Köln	Stadt in Nordrhein Westphalen, Deutschland	Kölle	
Spanish	Colonia	Ciudad en Alemania		

Other Languages ▼

Mark to show pinned languages in future language boxes.

What would you expect to happen, when clicking on the pin in each language line?

Check the back of the page and find out what would actually happen.

## Version 2

Through the drop down “Other Languages” the users have the possibility to select and show one more language. If they wish to see one of the languages in following language boxes, they can check the pins or uncheck them if they don’t want to see them anymore. The tooltip on “Pin” and the pin icon itself gives more clarity of what happens when pinning or unpinning languages.

### Status quo

Currently users get shown the languages they saved in their Babel Box (when logged in), a selection of geolocated languages (when not logged in) or all entered languages. But sometimes people are just interested in reading specific languages rather than entering a new language in their Babel Box to have them shown up for following items.

Look at version 1 to find another approach.

Thanks a lot for taking your time!


LANGUAGE BOX RATING SHEET

Please mark, **if** the versions work for you (no need to decide for a favorite version)

Version 1 (overall pop up idea)       works fine    doesn't work / I don't understand

- icon + "Language" (1)                      mark which position of the button works best for you (1), (2) or (3)
- cog wheel (2)
- Language settings for "More Languages" (3)

Version 2 (add organically and pin)       works fine    doesn't work / I don't understand



Comment or scribble your suggestion (all scribbles are good scribbles)

## How it works

1. Take a look at the two Versions. Follow the instructions on there.
2. Rate the versions on a rating sheet. If you are up to, write down or even scribble suggestions. Whooop!
3. Fold it and put it in the box.
4. Anonymously collect karma points and thankfulness from the UX Team. \o/

